



Great Orton Primary School – Home Learning

A guide for pupils and parents that you can choose to follow.

We aim to support all pupils to access and enjoy home learning during the period of school closure.

Please remember that the health and well-being of our pupils and families is our top priority, so simply do what you can.

Stay safe, take care and look after each other!

Activities and web links are available at www.greatorton.cumbria.sch.uk (Classes > Home Learning)

Home Learning activities & resources will be added/updated each Monday.

Week Beginning: Monday 4th January 2021

| SUBJECT | ACTIVITIES |
|---------|---|
| READING | <p>Please continue to read for at least 20 minutes every day. Reading material can include: recipes, comics, home and/or school reading books etc. The school also has access to Oxford Owl which has online books (login details have been sent home).</p> <p>https://www.cumbria.gov.uk/libraries/online_resources/ebooks_audiobooks.asp</p> <p>The above link takes you to the library service where they are offering free audio books.</p> <p>All children in KS2 were issued with new reading books at the end of term. Please email if you need new ones.</p> |

Cumbria Libraries free eBooks and eAudiobooks.



Borrow, download
and enjoy here
Your library from app

Cumbria Library Service members can borrow up to 6 eBooks and 6 eAudiobooks at any one time, from a range of fiction, non-fiction, children's and young adult titles for up to 3 weeks - all for free, by using the secure [Borrowbox service](#).

You can download and borrow eBooks and eAudiobooks by using the website, or, you can download and use the BorrowBox app which has a dedicated eAudiobook player and eBook reader, allowing you to search, browse, borrow, read and play both formats.

Log in, [browse the BorrowBox library](#) of the world's best authors and titles, and start borrowing today!

NEW direct links to the Children's Borrowbox [eBook](#) or [eAudiobook](#) collection

(Note: when you log in you will be asked to enter the first 3 letters of your library. Please type CUM for Cumbria.)

Apps

- [Download the free BorrowBox app for your device from the App Store](#)
- [Download the free BorrowBox app for your device from Google Play](#)
- [Download the free BorrowBox app for your device from Amazon Fire](#)



















Support

If you are having problems, read the [Borrowbox help page](#) or contact support@bolindadigital.com

A BorrowBox account may take up to two days to be activated.

| | |
|----------|---|
| SPELLING | If your child has a Nessy account then this should be accessed for 20 minutes each day. Each child will be given specific words and spelling patterns to learn via Doodle Spelling. |
| ENGLISH | Activities will be provided in the home learning packs. Links to the units are as follows: Learning at Home packs Free Home Learning Packs for Primary Maths & English Hamilton Trust (hamilton-trust.org.uk) Year 3 – English Week 4. Year 4 – English Week 4. Doodle English also has online activities. |
| MATHS | Use www.timestables.co.uk to practice your tables. Remember that all children in Year Four will be given an online test and are expected to know all tables to 12 x 12. White Rose Maths are providing daily home learning videos and activities for each year group. From this week, all worksheets will be accessible through our school's website. The home learning videos are still on the link below. I know some of you have been using Doodle Maths which is great but I highly recommend this resource as your main one. White Rose Maths is the scheme we use in school and the videos explain the methods that we teach your children. TT Rockstars (Times table practice): See Letter to set up and log in. |
| WK1 | YEAR 3 Mathematics Plan |

| | |
|----------|--|
| 5.1.2021 | <p>Add and subtract 2-digit and 3-digit numbers- not crossing 10 or 100.</p> <p>https://vimeo.com/464966035</p> <ol style="list-style-type: none"> 1. Watch the online video and practice with the teacher commentary. Replay as many times as you need. 2. Work through the worksheet questions. Record your working out in your maths book. |
| 6.1.2021 | <p>Add 2 -digit and 3- digit numbers crossing 10 or 100.</p> <p>https://vimeo.com/464967055</p> <ol style="list-style-type: none"> 1. Watch the online video and practice with the teacher commentary. Replay as many times as you need. 2. Work through the worksheet questions. Record your working out in your maths book. |
| 7.1.2021 | <p>Subtract 2- digit numbers from 3- digit numbers-crossing 10 or 100.</p> <p>https://vimeo.com/465481885</p> <ol style="list-style-type: none"> 1. Watch the online video and practice with the teacher commentary. Replay as many times as you need. 2. Work through the worksheet questions. Record your working out in your maths book. |
| 8.1.2021 | <p>Add 2, 3-digit numbers – not crossing 10 or 100.</p> <p>https://vimeo.com/465482465</p> <ol style="list-style-type: none"> 1. Watch the online video and practice with the teacher commentary. Replay as many times as you need. 2. Work through the worksheet questions. Record your working out in your maths book. |
| Wk1 | YEAR 4 Mathematics Plan |
| 5.1.2021 | <p>Subtract 4 digits – more than 1 exchange</p> <p>https://vimeo.com/465337176</p> <ol style="list-style-type: none"> 1. Watch the online video and practice with the teacher commentary. Replay as many times as you need. 2. Work through the worksheet questions. Record your working out in your maths book. |
| 6.1.2021 | <p>Efficient subtraction</p> <p>https://vimeo.com/465337207</p> <ol style="list-style-type: none"> 1. Watch the online video and practice with the teacher commentary. Replay as many times as you need. 2. Work through the worksheet questions. Record your working out in your maths book. |

| | |
|---------------------------|--|
| 7.1.2021 | <p>Estimate Answers https://vimeo.com/465337284</p> <p>1. Watch the online video and practice with the teacher commentary. Replay as many times as you need. 2. Work through the worksheet questions. Record your working out in your maths book.</p> |
| 8.1.2021 | <p>Checking strategies https://vimeo.com/465356812</p> <p>1. Watch the online video and practice with the teacher commentary. Replay as many times as you need. 2. Work through the worksheet questions. Record your working out in your maths book.</p> |
| | <p>Links to mathematics videos below, if daily link is not working.</p> <p>https://whiterosemaths.com/homelearning/year-3/ https://whiterosemaths.com/homelearning/year-4/</p> |
| <p>TOPIC/ SCIENCE</p> | <p>P.E. (Daily) https://lancashireschoolgames.co.uk/year-3-6-stay-at-home-programme/ The above website has activities aimed specifically at Years 3-6. Please see above link for more ideas.</p> <div style="display: flex; flex-wrap: wrap; justify-content: space-around; text-align: center;"> <div style="width: 150px;"> Art and Design</div> <div style="width: 150px;"> Computing</div> <div style="width: 150px;"> Design and Technology</div> <div style="width: 150px;"> English</div> <div style="width: 150px;"> French</div> <div style="width: 150px;"> Geography</div> <div style="width: 150px;"> German</div> <div style="width: 150px;"> History</div> <div style="width: 150px;"> Italian</div> <div style="width: 150px;"> Mandarin</div> <div style="width: 150px;"> Maths</div> <div style="width: 150px;"> Modern Foreign Languages</div> <div style="width: 150px;"> Music</div> <div style="width: 150px;"> Physical Education</div> <div style="width: 150px;"> PSHE and Citizenship</div> <div style="width: 150px;"> Religious Education</div> <div style="width: 150px;"> Science</div> <div style="width: 150px;"> Spanish</div> </div> |

| | |
|---|---|
| <p>Dimensions Curriculum</p> <p>History</p> | <p>You're not invited: The Roman Invasion of Britain</p> <p>Lesson 3</p> <p>To understand why the Roman Army was so successful in their invasions You will need:- • Roman Empire sheet (provided)</p> <p>Impressive Emperors Explain that the Romans invaded and conquered many countries, took slaves and made the men serve in the army. Ask your student why they think the Romans were so successful?</p> <p>The two key factors were organisation and discipline. What does the successful invasion of all the countries belonging to the Roman Empire suggest about the leaders? About the Roman army?</p> <p>Some leaders were hard-working people and others are remembered for their cruelty. Look back at the map of the Roman Empire and establish that the expansion of the Roman Empire was dependent on the skill of its generals and its highly efficient army</p> <p>Activity</p> <p>Choose one from the following:- Julius Caesar, Augustus, Claudius, Hadrian, Nero, Constantine. You should research and analyse information about one of these Emperors / leaders and say what their main achievements were and why they think they were so successful.</p> <p>Be prepared to share your findings with the class!</p> |
| <p>SHARE</p> | <p>If you would like to take a photo of any pieces of work that you are particularly proud of, please send it to your year group teachers using the email address below:</p> <p>Mrs Thomson: class2@greatorton.cumbria.sch.uk</p> <p>Stay safe and look after yourselves!!</p> |