



Great Orton Primary School – Home Learning

A guide for pupils and parents that you can choose to follow. We aim to support all pupils to access and enjoy home learning during the period of school closure.

Please remember that the health and well-being of our pupils and families is our top priority, so simply do what you can. Activities and web links are available at www.greatorton.cumbria.sch.uk

(Classes > Home Learning)

Week Beginning: Monday 20th April 2020

Hi Everyone,

Hope everyone is still keeping well and safe and enjoying the lovely weather we are having at the moment. I am keeping busy by doing lots of reading in my garden.


From this week BBC bitesize are offering online lessons from 9am via BBC iplayer or by pressing the red button. Below is a copy of their timetable for this week.

BBC Bitesize Daily				
Primary				
Monday	Tuesday	Wednesday	Thursday	Friday
Maths 	English 	Science 	Maths 	English
History 	Geography 	Wellbeing 	Music 	Computing

Best wishes,

Miss Painter (class3@greatorton.cumbria.sch.uk)

<p>Reading</p>	<p>Please continue to read on a daily basis, you should aim to read for 15-30 minutes. This could be a range of texts and something that you enjoy.</p> <ul style="list-style-type: none"> ● Everyone has access to Oxford Owl where you can find new and different books to read or listen to. ● Audible has released a range of FREE audiobooks for children. No login required just follow this link: https://stories.audible.com/discovery Some great titles for Class 3 include: Harry Potter and the Philosopher's Stone, Kid Normal, Alice's Adventures in Wonderland, Cirque du Freak and many more. ● DK Find Out is a great online encyclopedia for those of you that enjoy non-fiction. ● Use Authorfy to find a new reading challenge: https://authorfy.com/ it's free to sign up to! <p>Remember to email any book reviews and let me know what you have been reading!</p>
<p>Spelling</p>	<p>This week please find the definition of and practice these spellings:</p> <p>sufficient, suggest, symbol, system, temperature, thorough, twelfth, variety, vegetable, vehicle, yacht</p> <p>Put each word into a sentence.</p>
<p>Writing</p>	<p>(9:45am) Jane Considine is doing some super sentence stacking on youtube (https://www.youtube.com/channel/UCuag74gHBALPcb1nbJ1EF2Q) for all ages. She already has some available and each day (Mon-Fri) will upload a new video to encourage creative writing.</p> <p>OR</p>



- Choose one of the eggs and write a **description** of it. Think about what the Dragon hatching from it will look like too.
- Write a **balanced argument** about whether Dragons should be kept as pets. Remember you need ideas that are 'For' and 'Against'; as well as an introduction and conclusion.

Maths

White Rose Maths are providing daily home learning videos and activities for each year group. Don't worry if you can't print the worksheet, you could just open it online and answer the questions on paper or simply take part in the video learning. <https://whiterosemaths.com/homelearning/>


Remember to practice your times tables - www.timestables.co.uk
<https://www.timestables.co.uk/multiplication-tables-check/>

Use this link to revise Prime Number

<https://www.bbc.co.uk/bitesize/topics/zfq7hyc/articles/z2q26fr>

Challenge: What are all the prime numbers to 100?

Geography




1. Use a map to plot the countries where each egg can be found.
2. Choose an egg and research that county in detail: what is the physical geography of the country like? What is the climate and weather like? What do the towns and cities look like? What's the same and what's different between that country and the UK?

Topic/Science

Science:











Choose 6 different leaves from your garden or during your exercise and create a leaf profile for them based on their characteristics:



Can you spot any of these Bees hrd at work?

Bee identification

All bumblebees shown are worker bees.

 14-17mm <input type="checkbox"/> Buff-tailed bumblebee	 11-13mm <input type="checkbox"/> Willoughby's leafcutter bee	 11mm <input type="checkbox"/> Red mason bee	 10-16mm <input type="checkbox"/> Tree bumblebee	 12-15mm <input type="checkbox"/> White-tailed bumblebee
 13-16mm <input type="checkbox"/> Red-tailed bumblebee	 10mm <input type="checkbox"/> Tawny mining bee	 13mm <input type="checkbox"/> Common carder bee	 13mm <input type="checkbox"/> Wool carder bee	 14-15mm <input type="checkbox"/> Hairy footed flower bee

www.wildaboutgardens.org.uk

These are just a few of the 250+ species of bee in the UK!

History

<https://www.bbc.co.uk/bitesize/clips/zhwgqxn>

Watch this video again, and this time choose one of the significant inventions from the Victorian Era. Create a poster of your chosen invention and send it to Miss Painter.

Art

Every Tuesday and Thursday at 10am. Rob posts a draw along challenge.

Rob is a children's illustrator and you might recognise some of his books. His previous challenges are still on the website and you can share your drawings using the #drawwithrob.

<http://www.robbiddulph.com/draw-with-rob>

Illuminated Letters are usually found in historic, handwritten texts. Can you create your own handwritten letter?



Computing

Use Algodoo to create your own programme/robot/world. It uses online physics to bring your creations to life. You can download it to a laptop desktop for free or you can purchase the app for a tablet.

<http://www.algodoo.com/>

Languages

Practice your french using Duolingo! <https://www.duolingo.com/> or you could learn a different language like Spanish or Italian!

If you would like to take a photo of any pieces of work or learning that you are particularly proud of, please send it to your year group teacher using the email address below:

Miss Painter: class3@greatorton.cumbria.sch.uk

Or you could choose to present your work from today to someone at home – what have you enjoyed the most?

Stay safe, take care and look after each other!