



Great Orton Primary School – Home Learning

A guide for pupils and parents that you can choose to follow. We aim to support all pupils to access and enjoy home learning during the period of school closure.

Please remember that the health and well-being of our pupils and families is our top priority, so simply do what you can. Activities and web links are available at www.greatorton.cumbria.sch.uk
(Classes > Home Learning)

Week Beginning: Monday 30th March 2020

Dear All,

Hope you have all managed to adapt to this new way of learning and that you are all happy and healthy. Please remember that if you need any support or help you can email myself or another class teacher using the email addresses on the school website in the Home Learning Tab.

Remember to just do what you can and take this opportunity to learn some new skills and enjoy time with your family. You could learn to bake, help in the garden, write your own story, play boardgames..... I'd love to see what you are getting up to!

Best wishes,

Miss Painter (class3@greatorton.cumbria.sch.uk)


Reading	<p>Please continue to read on a daily basis, you should aim to read for 15-30 minutes. This could be a range of text (comics, newspaper, books from school and home...)</p> <p>Everyone has access to Oxford Owl where you can find new and different books to read or listen to.</p> <p>Audible has released a range of FREE audiobooks for children. No login required just follow this link: https://stories.audible.com/discovery</p> <p>DK Find Out is a great online encyclopedia for those of you that enjoy</p>
----------------	--

	<p>non-fiction.</p> <p>Use Authorfy to find a new reading challenge: https://authorfy.com/ it's free to sign up to!</p> <p>If you read anything good please send me an email, or Mrs Thomson Class 2, and let us know!</p>
<p>Spelling</p>	<p>Year 3: Find the meaning for each of these words and practice how to spell them: Natural, occasional, actual, accidental, medical, national, capital, vocal, sensational, personal</p> <p>Year 5 and 6: Find the meaning for each of these words and practice how to spell them: prejudice, privilege, profession, programme, pronunciation, queue, recognise, recommend, relevant, restaurant</p>
<p>Writing</p>	<p>Jane Considine is doing some super sentence stacking on youtube (https://www.youtube.com/channel/UCuaq74gHBALPcb1nbj1EF2Q) for all ages. She already has some available and each day (Mon-Fri) will upload a new video to encourage creative writing.</p> <p>OR</p> <p>Write a set of instructions to inform someone on 'How to make breakfast' Try to include: imperative verbs, modal verbs, time adverbials at the start of instruction or numbered points, a list of what you will need. Can you think of anything else to include?</p> <p>OR</p> <p>Write a diary entry summarising the events from the day. How did you feel? What has the best part of the day been?</p>
<p>Maths</p>	<p>White Rose Maths are providing daily home learning videos and activities for each year group. Don't worry if you can't print the worksheet, you could just open it online and answer the questions on paper or simply take part in the video learning. https://whiterosemaths.com/homelearning/</p> <p>Remember to practice your times tables - www.timestables.co.uk https://www.timestables.co.uk/multiplication-tables-check/</p> <p>Create a bar chart based on the different coloured cars you can see on your street.</p> <p><u>Maths Challenge</u></p>


Domino Square



These are the 'double-3 down' dominoes.



Use these dominoes to make this square so that each side has eight dots.




nrich.maths.org

Challenge

Quiz (Can you find out all the answers to these questions?)

1. What were the names of Henry the VIII's six wives?
2. How many states are there in America? (BONUS: Can you name them)
3. How old was Queen Elizabeth II when she became Queen?
4. How does light travel?
5. How long does it take the Moon to orbit Earth?
6. What is the biggest desert on Earth?
7. How many dogs did Ernest Shackleton take with him to Antarctica on the Endurance Voyage?
8. How high is Mount Everest?
9. What is a baby goat called?
10. Who did the Egyptians bury in the pyramids?

Topic/Science



Investigate shadows at home. Can you measure them at different times of the day and see how they change? Why do we see shadows?

Create a rain gauge: How much rain do we have over one week? Use DK Find Out and research the water cycle.

Every day (Mon-Fri) at 9am Joe Wicks is doing a 30 minute 'PE lesson' whilst schools are closed.

<https://www.youtube.com/channel/UCAxW1XT0iEJo0TYlRfn6rYQ>

Measure your heart rate before the sessions? How many beats per minute?
Measure your heart rate afterwards? How many beats per minute now?
Why does it change? Can you find out about the heart?

Art & Design

CHALLENGE ONE – Free Tangle

This is probably the first time you've come across this style of art, so your first challenge is to simply practice some patterns.

Create a grid of 8 squares on a piece of plain A4 paper. In each square, create any patterns you like. Use your imagination or Google 'zentangle patterns' to get some inspiration.

Draw your patterns in pencil first and then go over the lines with a black pen. You can use a pencil to add shading, just like I have here with my 'free tangle':



How to Draw Bear By David Litchfield



1. Draw a bear drop shape.



2. Add a nose + mouth.



3. Draw two eyes either side.



4. Draw a circle around everything.



5. Add ears and a bow tie.



6. Add the top part of a suit.



7. Add detail and shading.

Geography

Use Google Earth to explore Sydney, Australia - create a list of similarities and differences between Sydney and Carlisle.

Computing

Use Algodoo to create your own programme/robot/world. It uses online physics to bring your creations to life. You can download it to a laptop desktop for free or you can purchase the app for a tablet.

<http://www.algodoo.com/>

Languages

Practice your french using Duolingo! <https://www.duolingo.com/> or you could learn a different language like Spanish or Italian!

If you would like to take a photo of any pieces of work or learning that you are particularly proud of, please send it to your year group teacher using the email address below:

Mrs Thomson: class2@greatorton.cumbria.sch.uk

Miss Painter: class3@greatorton.cumbria.sch.uk

Or you could choose to present your work from today to someone at home – what have you enjoyed the most?

Stay safe, take care and look after each other!